

# UTAH WOODCHIPS



March 2, 2004 **Jerry Barfuss** demonstrated how he makes wooden mouth pieces for brass wind instruments at the Weber High School wood shop, North Ogden.

Jerry is the owner of Bountiful Music in Bountiful, Utah. I got acquainted with Jerry when one of my grandsons told me that he made wooden mouthpieces for brass and other large wind instruments. I asked my grandson, Tye, why he would want a wooden mouthpiece. To paraphrase his answer "you are in the pep band at a late fall football game and you put that metal mouthpiece to your lips and gasp at how cold it is."

Jerry plays most of the brass wind instruments. He also has and plays the AlpHorne (the Swiss Alpine Horn) and says there is nothing better than a wooden mouthpiece for it. He played it at some of the Olympic activities.

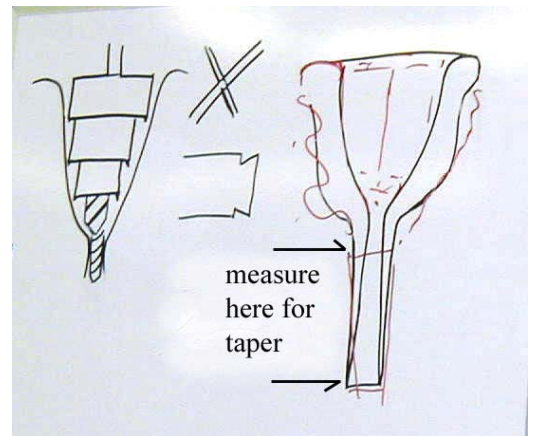
He copies a metal mouthpiece of the size he wishes to make. The one he demonstrated for us was for a tuba. He says the basics are just like making a goblet. For the inside of the cup he sets a Forstner bit in the metal one he is using for a pattern and marks on the bit, the depth that it goes in. Then he drills that depth. Then he sets the next smaller bit in the pattern and marks the depth to drill and so on. The last one is a regular drill bit to reach full depth.

Then he hollows the cup using the steps created by the Forstner bits to guide the shape. When the inside is shaped and sanded he works the outside to whatever shape pleases him. You can be quite inventive on the outside.

He used calipers to copy the outside taper on the stem and a round file to finish the inside taper on the stem.

After making the mouthpiece, he put it in the tuba he brought with him and played "happy birthday"

Jerry said he makes a #2 morse taper on wood spigots (using the same technique as above) and uses them for turning small items.



Thanks Jerry for a great and instructive demonstration.



### Message from the President April - 2004

Super demo in March done by Jerry Barfuss. He showed us various techniques on making wooden mouth-pieces for trumpets, horns and other musical instruments. It was very educational and enjoyable. He also showed us some simple tricks to make #2 morse-taper jig and a jig for making segmented blocks. We were glad to have Jerry do our demo as he has only been turning for about a year now. Another example to show how we can help and learn from each other.

The May club demonstration will be at MacBeath's Hardwoods in Salt Lake. While trying to make another attempt at not embarrassing myself, I am going to make a "platter" or two. I will be covering some important "do's and don'ts" in this process. Hopefully, we will be able to use our new "club" lathe which we are keeping at MacBeath's.

Lathe information: Jet 1442, 14" swing, 1" x 8tpi

Our 3rd Thursday training at Woodcraft was quite successful as we discuss and utilized various scraper tools. This again was a "hands-on" class and everyone that tried to do some of the "turning" learns some beneficial techniques. We also demonstrated some easy ways to sharpen the scrapers.

Next month, our "third week" training for April will be given by **Joe Wagner**. He will be teaching some basics on sanding including various types and techniques of using different sandpapers. After which he will give an in-depth presentation on numerous finishing methods. It should be very educational and enjoyable.

I hope you enjoyed the "biography" last month. We are going to continue this each month...so we can get to know "us" better. Please help us in this effort.

Utah Woodturning Symposium 2004

The Symposium is scheduled for June 10 – 12 at BYU

For more details call 801/ 422-2021

Or Look at

[www.utahwoodturning.com](http://www.utahwoodturning.com)


### 2003 Symposium CD-Rom

Other Symposium Compact Disks Available  
1999, 2000, 2001, 2002

Unable to attend the Utah Woodturning Symposium at BYU? **Take heart!** The Club has produced a CD-Rom again this year that covers almost every aspect of the event. Video clips as well as photos of virtually every piece in the instant gallery. There is even freeware picture viewing software on the disk for you to use.

The CD is **compatible** with **PC** and **Mac**.  
\$35.00 includes packaging and shipping.

If you would like to buy a CD at the club meeting you can take 10% off since we don't have to ship it (\$31.50). Call Bob Carter and let him know to bring one for you.



**Utah Association of Woodturners**

The Utah Association of Woodturners is the local chapter of the American Association of Woodturners.

The club was formed in 1988.

**Meetings** - first Tuesday of each month at various shops or wood stores who support the club.

Refreshments 6:30

Meeting 7:00pm

You are invited to attend and become a part of the group. For more information call any club officer.

Dues begin July 1st

\$25.00 full year

\$20.00 three quarters

\$15.00 half year

\$10.00 last quarter

Spouse \$10.00

See us on the WEB at <http://www.utahwoodturners.org>

**Regular Monthly Meeting**  
**Date Demonstrator Place**

April 6, 2004

**Mike Swenson**

Timberline, 1402 W. Center,  
Orem (West of I-15)

May 4, 2004

**Bob Carter**

**MacBeath Hardwood**  
1575 S, 300 W., SLC

June 1, 2004

Club picnic

**Craft Supplise, Provo**

Utah Woodchips is the official newsletter of the Utah Association of Woodturners.

**Starting 2003 to June 2005 Club Officers**

President Bob Carter  
(801) 265-2615  
blcarter @comcast.net

Vice President Stuart Davey  
(801) 785-7958

Sec./Treasurer Dave Bouwhius  
445 N. 725 W., Clearfield, UT  
84015  
(801) 773-3649

Dick Stucki CD Rom Editor  
(801) 485-3154

Newsletter Blaine A. Gardner  
801/ 295-3651  
bgardner@xmission.com

Webmaster Russell Bateman

Hospitality Nona Criger  
(801) 773-1413 &  
North End Joyce Sheldon  
(801) 825-5357

Hospitality Salt Lake

Hospitality Phil Taylor/  
South End Kirk DeHeer  
(801) 373-2524

Entire contents copyright 2004 by Utah Association of Woodturners.

**To Timberline:**

Take the I-15

**Orem Center Street exit go west** about a block and one half. The store is on the **North side** of the street.

**Training Meeting**

**3<sup>rd</sup> Thursday**

Place: Woodcraft  
767 E. Fort Union (7200 S.)  
7:00 – 8:30 pm

15 April 2004

Joe Wagner

Sanding & finishing

For Sale

This lathe was a government owned lathe and I don't think it was used too much while they had it. It is a Delta/Rockwell 12 x 34 inch lathe. A good old design. When I bought it (12 years ago) it was missing it's door and toolrest holder. I added a wooden door, bought a new holder, and added wafer board front and back to hold sand bags. Later I traded out the motor for a 1 1/4 Hp variable speed DC motor. The motor runs @ 3400 RPM so I stepped it down to 1750 RPM. The machine has done a good job for me and if I had the room I'D keep it. I recently bought a Larger {20 Inch} Powermatic.

Price: \$700

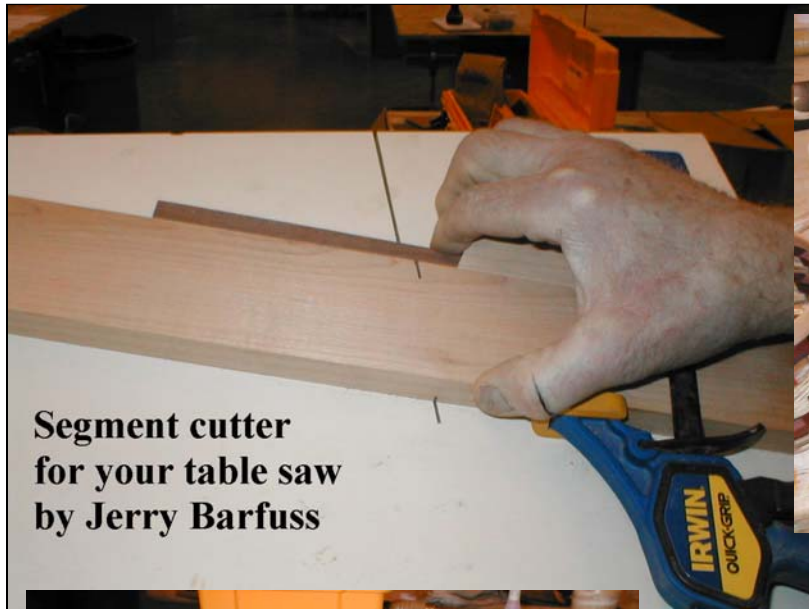
Contact Mike Swenson at wodenbowlguy@yahoo.com or 801-798-2821.



**Turners Challenge for:**

April ( for the May meeting )  
Round Bottom Bowl - 1/8" Wall thickness, 6 to 8 inched in diameter

May ( for the June meeting )  
Pepper Mill –  
Matching Salt Shaker ( optional )



**Segment cutter  
for your table saw  
by Jerry Barfuss**



Utah Association of Woodturners  
c/o 168 S. 800 E.  
Bountiful, Utah 84010  
<http://www.utahwoodturners.org>

