

# UTAH WOODCHIPS



## Message from the President April - 2005

- Our March meeting was special. We enjoyed seeing a new turning Thomas McCormick at his shop in Ogden. While it was not real large he did have a good setup of woodturning and woodworking equipment. Thomas is not turning for a hobby like most of us. He is doing this for an occupation and is very committed to be successful at it. He is also studying carving to add an additional style to his efforts. He showed us how to make a hollow form with a finial and had numerous examples for our viewing enjoyment. We wish Thomas well in his venture and expect to see more from him in the future.

- Our Third Thursday at Woodcraft was given Stuart Davey, our Vice President. He showed us the very interesting and detailed skills of making "lace bobbins". This was not only entertaining but educational as well. Stuart explained how to make various jigs that are helpful to be able to make precise "bobbins" on a consistent basis. This was enjoyed by all in attendance and we will be doing some of these for a club project in the near future.

- The next Third Thursday meeting this month will be a discussion on the hazards of "wood dust" and how to avoid becoming a "personal dust collection system". This will fall into three major systems: face masks; dust collection and dust removal systems. We will discuss, show and demonstrate some of the systems available and talk about the pros and cons on each. We look forward to you joining us at Woodcraft.

- Our April 5<sup>th</sup> meeting will be at MacBeath's Hardwoods in Salt Lake. We are again honored to have Joe Wagner demo for us. He is going to be showing us some of the products he has made and sold at various events over the years...such as arm bracelets and baby rattles. Joe has been turning for more than a "hundred" years so he has lots to offer. We look forward to this event. Plan on being there.

- Remember to do the Turners Challenge each month. The best one ( judged by me ) will receive a \$15.00 gift certificate from Craft Supplies USA. Any current member can enter.

## Regular Monthly Meeting ( first Tuesday )

Apr 5<sup>th</sup> - MacBeath Hardwoods  
1576 S. 300 W. - SLC

May 3<sup>rd</sup> - Timberline  
1402 W. Center - Orem

Jun 7<sup>th</sup> - Craft Supplies ( Club Picnic )  
1287 E. 1120 S. - Provo

July 5<sup>th</sup> - MacBeath Hardwoods  
1576 So. 300 W. - SLC



## Utah Woodturners Symposium CD's back to 1999 are available for sale

The CD is **compatible** with PC and Mac.  
Cost \$35.00 each and includes shipping

If you would like to buy a CD at the club meeting, they are available for \$30.00 as we do not have to provide shipping

**The 2005 Utah Woodturning Symposium will be: June 16 - 18 at BYU. Make plans NOW!**

**Go to our web site to find a link to get a signup form or get one at our meeting**

### Thomas McCormick Shares His Work

March's meeting was held in Ogden at the shop of Thomas McCormick. I always enjoy seeing other turners shops and what they are doing. This was no exception.

Thomas has been turning professionally as his main source of income for a little over two years. He shows at art and craft shows around the west. As he told us, he is always looking for better ways to sell his work and get his name out there.

His shop is centered around a Vicmarc 300 24" lathe with a large array of supporting tools - grinders, 18" band saw, etc. He also has a carving area where he adds to some of his turnings with relief carvings. Thomas also uses several different crushed minerals and metals that he mixes with PVA glue to fill voids. He buys metal powders from SILPAK, Inc. 470 E. Bonita Ave, Pamon, CA 91767. Their phone number is 909-625-0056 and E-mail is [www.silpak.com](http://www.silpak.com)




Thomas likes to turn hollow vessels from small 3" X 1" ones to some that were 10" X 6". He likes to work through a  $\frac{3}{4}$ " hole for hollowing, then after the bowl is finished, he tops them off with a finial of a contrasting wood color. He had a large display of his "wares" on display for us. They varied from tops to candle holders to mushrooms, vases, small platters and everything in between.

We watched as Thomas used a piece of walnut to demonstrate his hollowing techniques. The piece had a sizable void that showed up as he defined the outside shape. This he filled with a light blue mineral purchased from Craft Supply, mixed with some copper powder to give it a little sparkle.

He then used a Forsner  $\frac{3}{4}$ " bit to drill into the center about an inch. He then used a  $\frac{1}{2}$ " twist bit to drill to the depth of the interior. With a large gouge and some special curved tools, Thomas took on the hollowing out process. A small finial was then turned to fit into the  $\frac{3}{4}$ " hole in the top. The final sanding and finish was saved for him to do another day.

Thomas has a fine array of quality turning tools. A surprise to me was that he has never taken a turning class. All his skill has come from reading and watching videos on woodturning! I am confident that all that attended will agree, for a relatively new turner Thomas will go a long way with his craft.

Thomas put on a fine demonstration for us at his shop in Ogden.

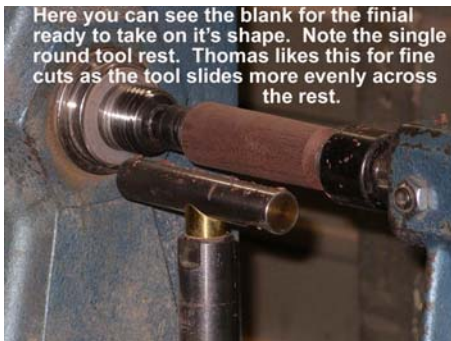




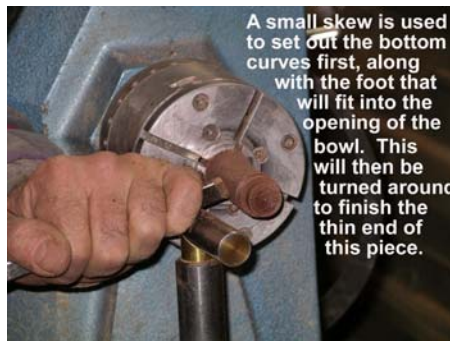
Little hole, big gouge!  
The hole is only 3/4" dia.



Here you can see the colored mineral patch used to fill the void. This adds interest and color and saved the bowl.



Here you can see the blank for the finial ready to take on it's shape. Note the single round tool rest. Thomas likes this for fine cuts as the tool slides more evenly across the rest.



A small skew is used to set out the bottom curves first, along with the foot that will fit into the opening of the bowl. This will then be turned around to finish the thin end of this piece.



These are Thomas' miniature hollow forms with some of his oil lamp holders.



The finial is now reversed in the chuck to refine the shape and cut the thin part to size.



This rack stands next to his lathe so his most used tools are close at hand.



Here is the finished bowl prior to final sanding and applying the finish coat.



**Utah Woodchips**  
the official newsletter of the  
Utah Association of Woodturners

**2003 to 2006 Club Officers**

President Bob Carter  
801 265.2615  
blcarter@comcast.net

Vice President Stuart Davey  
801 785-7958  
sdavey\_ut@comcast.net

Sec./Treasurer Dave Bouwhuis  
445 N. 725 W.  
Clearfield UT 84015  
801 773.3649

CD Rom Editor: Dick Stucki  
801 485.3154

Newsletter: Dennis Brown  
801 942.2815  
denloclan@comcast.net

Webmaster Russell Bateman  
801 371.0431  
russ@windofkeltia.com

Hospitality Nona Criger  
North End 801 773.1413  
Joyce Sheldon  
801 825.5357

Hospitality Michael Przybyla  
Salt Lake 801 571.7308

Hospitality Phil Taylor  
South End 801 374.2524  
Kirk DeHeer  
801 373.4324

*Entire contents copyright 2005 by Utah Association of Woodturners*

Special Events

- Jun 16<sup>th</sup> thru 18<sup>th</sup>  
Utah Woodturning Symposium  
( at BYU )

(tentatively scheduled)

- July 16<sup>th</sup> Woodturning Class  
by Stuart Batty  
( at MacBeath's )

Utah Association of Woodturners  
2276 E. Andermatt Circle  
Sandy UT 84093

<http://www.utahwoodturners.org>

**Utah Association of Woodturners**

The Utah Association of Woodturners was formed in 1988 and is a local chapter of the American Association of Woodturners.

**Meetings** - first Tuesday of each month at various shops or wood stores that support the club.

Refreshments 6:30

Meeting 7:00pm

You are invited to attend and become a part of the group. For more information call any club officer.

Dues begin July 1<sup>st</sup> of each year:

- \$25.00 full year
- \$20.00 three quarters
- \$15.00 half year
- \$10.00 last quarter
- Spouse \$10.00

**Training Meeting  
3<sup>rd</sup> Thursday**

Woodcraft Supplies  
767 E. Fort Union (7200 S.)  
Midvale

7:00 - 8:30 pm

**Turners Challenge**

Mar (for April meeting)  
Hollow form bowl/vase

April (for May meeting)  
Lidded box

May (for June meeting)  
Chinese type box

June (for July meeting)  
Lace Bobbins w/ spangles



These are some of Thomas' hollow vessels and some salt and pepper grinders.



More of Thomas' work. Note the variety of woods he uses.