

UTAH WOODCHIPS



Message from the President

December 2008

Happy Thanksgiving. The holiday season is upon us and I hope you have an opportunity to spend it with close friends and family. We just had the opportunity to spend the last three days with our friends at Timberline Woodworkers Supply. It was their annual tool show and sale and a number of club members took the opportunity to demonstrate. I would like to take the opportunity to personally thank all the great people there for their continued support of the club and kindness. We also held our third Thursday training for November at Timberline as we have in past years.

Doug Turner was our demonstrator at our last meeting held at MacBeath Hardwood on November 4th. Doug had recently completed a Rose Engine lathe and showed us some of its capabilities. Thank you Doug for a great demo. You can see more about it further down the newsletter.

Our December meeting will be held at MacBeath Hardwood. This of course is our Christmas party. We will begin at 6 pm with a potluck dinner. (The club will furnish the Ham) Following that Bob Carter will demonstrate a french rolling pin, then we will have a gift exchange and prize drawing for current members at the meeting. Be sure to bring a turned gift for each person in your party to participate in the gift exchange. I hope to see you there.

We will be back at Woodcraft for the third Thursday monthly training meeting December 18th. For some time there has been a significant amount of discussion about the third Thursday training meetings. These meetings have been a great success and I have been reluctant to change anything. Woodcraft has graciously been our host since before I was a member of the club. However, it is difficult to continue with the decreasing meeting space and provide a good experience for the number that attend. So, December will be our last monthly third Thursday meeting, and instead we will have a quarterly third Thursday training meeting at MacBeath Hardwood. At this time it is scheduled for March, June, September and November but we will keep you updated with any changes to the schedule.

It is time to renew or begin your membership to the AAW. It is a worthwhile membership with many benefits. I'll have some forms available at the meeting.

Remember to do the turners' challenge each month. Not only are the challenges a great way to practice what we learn in the demonstrations and hone our skills, they are a great way for me to see how you are doing on your turning as I am ever looking for new people to demonstrate. ;-) The best few (judged by me) will receive a \$10.00 gift certificate from Craft Supplies, USA. Any current member can enter.

- Dave Best

Regular Monthly Meeting (first Tuesday)

Dec 2nd - Christmas Party

Macbeath Hardwood

1576 S 300 W - SLC

Jan 8th - Craft Supplies USA

1287 E 1120 S - Provo

Feb - TBA



Doug Turner demonstrates for us

NOW AVAILABLE: The 2008 Utah Woodturners Symposium DVD

2007 Utah Woodturners Symposium DVD or CD is still available

We also have CD's back to 1999

The CD is compatible with PC and Mac

Cost \$35.00 each and includes shipping

If you would like to buy a DVD or CD at the club meeting, they are available for \$30.00 by saving shipping costs

Doug Turner—Ornamental Turning on a Rose Engine Lathe

We were happy to have Doug bring, set up and demonstrate turning on his new Rose Engine Lathe. Doug’s lathe is based on the design published in the American Woodturner Magazine, Spring 2007, Volume 22, No. 3 by Jon Magill. The article does a great job of explaining ornamental turning and even shows how to make your own rose engine lathe, which is just what Doug did.

Doug started by telling us about his lathe. It is made from 1/2 sheet of MDF, and has a rocking headstock, a rotating spindle and hand crank mechanism. The crank rotates the spindle and moves the headstock in a repeatable pattern. The 1” 8 tpi spindle rotates the piece of material past a high speed rotating “fly cutter”. The cutter is mounted to a “cross sled” from a metal cutting lathe that allows you to precisely position and move the cutter. To drive the cutter, Doug bought a ball bearing variable speed Dremel tool. He chose that tool because it is reliable, quiet, and readily available. The repeatable motion of the headstock is controlled by a Rosette wheel which rotates against a fixed but adjustable stop. These Rosette wheels need to be very exact to produce crisp, attractive work. Doug said he tried to make his own, but was not able to produce the very tight tolerances needed. He decided to buy them, and found them for about \$25 each. You can get lots of variety using the same rosette by moving pins to alter the phasing of the wheel, creating different effects for almost unlimited variety. All this makes better sense when you see Doug’s demo. You can also view the picture in the article and even watch the video clips at the website shown below. Doug indicated he has invested three to four hundred dollars so far.

Because ornamental turning is less forgiving than plain turning, wood selection is critical. The material you choose must be dense enough to show off your efforts. The article suggests eastern maple and explains that there are two basic cuts in ornamental turning, face cuts and side cuts. Doug started his demo with his lathe set up to make face cuts. He mounted the work on a faceplate for turning. Since this ornamental turning seems to require LOTS of faceplates, Doug makes his own wooden faceplates and cuts threads with Beal 8 TPI tap.

Doug mounted a piece of maple which he had previously turned and finished. After the set up and adjustment was complete, he did a couple of demo cuts, turning the rocker crank by hand. He moved the cutter by adjusting the cross sled slightly and did it again for the outer decorative ring then he moved the tool and did a decoration near the center of the piece.

Doug then changed set up from overhead to side cutting and created some lovely work I called “line art”. It seems that the possibilities truly are endless!!

Its obvious Doug has invested a lot of time and energy to go with his money, and it looks like he is having plenty of fun as the payoff! Thanks Doug!

Doug passed out a slip of paper to all who attended showing the web address of where to get more information. That address is: www.ornamentaltourners.org You can also get information and plans at the AAW website for members at www.woodturner.org


...Article by Jay Brown




Great crowd



Dave getting us started




Rose Engine Lathe



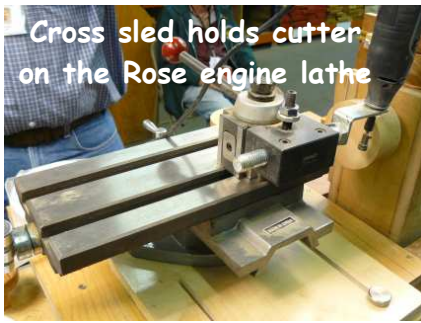
Rose engine lathe pulley system



Sample patterns for lathe



More patterns for lathe



Cross sled holds cutter on the Rose engine lathe



Rosette wheel rides against adjustable stop



Doug shows two different wheels



First cut is an outside ring



Cross sled adjusts cutter with hand crank



Second cut near center is now done



Setup now changed for direct cutting



Cutter in action



Sample after four cuts



Samples of Doug's work!

Utah Woodchips

the official newsletter of the Utah Association of Woodturners

2006 to 2009 Club Officers

- President Dave Best
801.298.2176
639 East 1650 South,
Bountiful, UT 84010
davidbest2176@msn.com
- Vice President Jay Brown
801.598.0780
7121 Cherry Tree Lane
Salt Lake City, UT 84121
vermama@comcast.net
- Sec/Treasurer John Kartchner
801.710.3918
4277 Blue Jay Circle
Morgan, UT 84050-9757
- CD Rom Bob Carter
801.879.6566
blcarter@comcast.net
- Editors Jay & Vernita Brown
801.942.0197
vermama@comcast.net
- Publisher Dennis Brown
801.891.4471
denloclan@comcast.net
- Webmaster Russell Bateman
801.371.0431
russ@windofkeltia.com
- Hospitality North End - Larry Banz
- Hospitality Salt Lake - Wayne Johns
801.299.0737
- Hospitality South End - Mike Przbyla
801.518.6184

Entire contents copyright 2008 by Utah Association of Woodturners

Be sure to look at our club shirts, hats and videos on our Club Website: utahwoodturners.org

Dear Utah Association of Woodturners,

Preparing to write this letter from the board, I reflected on how our passion for woodturning brings us to the AAW and how the AAW introduces us to life long friends.

In recent months I've used my passion for woodturning to escape the daily barrage of negative news on every political and economic front. Even our forestry service joined in, announcing an incurable disease threatens to wipe out our Sabal Palms. Thankfully, for me, roughing out a big bowl and listening to the chips hit the floor flushes out the negative emotions pumped in by the evening news. Roughing is a mindless effort from which I get energized, explore new ideas, and revisit old ones. Woodturning turns up the optimism. Reaching harmony of tool movement with the spinning wood is a successful day.

The elections are over! What a bright spot of news! Dale Larson, Binh Pho, and Cassandra Speier join your AAW board of directors. Elected by the AAW membership from strongest slate of candidates I can remember, each of these individuals brings innovative ideas, positive energy, and enthusiasm to the leadership of your AAW.

In the past few years I've had the pleasure of working with each of these new board members on some AAW activity. Thinking back to meeting Binh, Cassandra, and Dale, it was at a AAC craft show, Arrowmont, and a Symposium planning session respectively. Exhibition, Education, and Sharing: three important elements of the AAW that bring our members together.

How marvelously the fabric of woodturning has been woven over the years. While "turning" has more than 13,000 meanings to us, it still forms a common bond among all of us. This bond brings us together even as each of us takes our own road to experience and aspiration. As we each take from our AAW membership tools we can use in our turning development, I encourage each of you to do a little bit for the AAW. It is your organization. You own it. You can help shape the future and make the AAW stronger.

Ten ways to improve your life and feel better too:

1. Get involved with an AAW chapter

Join one - join a second

Start one - tired of traveling great distance to a club

Visit one - on the road check for club meetings when you travel

Already a member - volunteer to do something extra

2. Enter a turning contest - Share what you do. Step out.

Submit for a local juried arts show, gallery show, or craft show. Enter a piece or two for the AAW exhibition: Spirit of the Southwest. <http://www.woodturner.org/sym/sym2009/spirit/>

Enter an AAW forum contest.

3. Take a class - Mastering techniques will improve your turning and enjoyment a whole lot more than new lathe.

4. Teach a class/ give a demo/ coach a new turner Turners need to know more than how to make chips - photographing your work, tune up your band saw, chain saw safety, finishes for wood, pottery forms, a slide show of an AAW symposium and many more are all valuable topics that don't require a lathe.

5. Get involved with youth Many clubs have taken up the challenge and have programs for youth. Get involved with your club or start a program. Dave Bowers collected a wealth of information on teaching classes and projects for kids of all ages. To date 14 young turners have received free AAW memberships in cooperation with clubs teaching youth. For Details See- <http://www.woodturnerorg/community/youth/>

6. Bring a Youth to Albuquerque Enroll a relative in the Albuquerque Youth Program. Take your child, niece, nephew, or grandchild on a trip they'll remember long after they have forgotten Disney. More than one

youth? Ask friend(s) to sponsor the others. AAW encourages this!

7. Attend a Regional symposium - So many fine ones around the country. These are wonderful experiences with an intimacy you find in most small towns. Many are larger than the early AAW symposiums. All have of demonstrators representing the best of the local and international woodturning communities.

8. Write an article for the AAW Journal - share your expertise

9. Introduce the public to woodturning. Do a demo at the fair, in a local park, or on the sidewalk outside a gallery that features woodturning. Talk to a group of scouts or an art class.

10 Don't miss the 2009 AAW Symposium in Albuquerque, NM. "Land of Enchantment"

The Biggest, Baddest, Best woodturning event on the planet. Each year the AAW brings together the most woodturners (nearly 1600 in 07 and 08), the finest display of woodturning, largest tradeshow with over 60 vendors who know woodturning, more than 60 demonstrators planned for 2009, nearly 30 expert videographers, and more than 250 volunteers.

Please consider volunteering. AAW members make it happen.

January first, Angelo, Corey, and I leave the board. I thank you all for the support you have given the AAW. While I'm proud of what our board has accomplished, I'm excited by the new board and confident they, along with Mary Lacer, will provide the leadership our AAW needs. Keep the chips flying! We'll have a great 2009!

Al Hockenbery

Dear Utah Association of Woodturners:

We have several exciting announcements to pass along to you and your members.

*Free Pen Blanks - Bell WoodTurners ("BWT") was given over 5,000 pen blanks cut from various north Florida hardwoods. There is no charge for the pen blanks to AAW members. However we do need \$20.00 a box for shipping and handling. Each box contains over 100 blanks (from 109 to 120 depending on how well they are stacked). Each box contains one type of wood. Types of wood include black cherry, camphor, red ash, magnolia, maple, pecan, etc. If interested, please send a check payable to Bell WoodTurners and include a shipping address, telephone number and email address. We will try to fill requests for a certain type of wood. Orders will be filled and sent on a first come-first served basis. BWT is a Florida 501(c) (3) tax exempt corporation founded for woodturning education. We are the AAW club for five counties in north central Florida. Please send check and shipping address to:

Tony Forneris
6331 NW 16th Place
Gainesville, FL 32605

*Spirit of Southwest - This is an opportunity to show and sell your turnings through the AAW's annual exhibition. Get involved! Enter the competition for the AAW's 2009 themed exhibit "Spirit of the Southwest." Be challenged, creative, and reflect on this theme in a way that captures the history, environment, flora, fauna, or various past and present cultures of the Southwest. This is a turning and creative adventure you can be a part of and come away with a rewarding experience. There is still time to enter this AAW annual event. The entry deadline is February 7th. Please visit www.woodturner.org for an application form.

*2009 Resource Directory updates: Now as you are having your local chapter elections it is important to keep your local chapter contact changes current for the website and the Resource Directory. AAW has provided a tool for you to

keep this information current. When you log on to your membership there is an additional option: Your local chapter listing - select this option and it will list all the data for your local chapter. To assign a new member to maintain this entry, (for example after an election) you enter the member number of the person you are assigning to maintain your local chapter listing. You will need to obtain their member number before you start. By providing this tool for your use it is our hope that changes will be made as required to keep the local chapter website and directory a vital resource to your members. The deadline for the printed Resource Directory for 2009 is December 31, 2008.

Sincerely
AAW Board and Staff

With our new format we have plenty of news space. If you have a newsworthy article, please email Jay Brown at vermama@comcast.net before the third Saturday of the month.

Utah Association of Woodturners

The Utah Association of Woodturners was formed in 1988 and is a local chapter of the American Association of Woodturners

Meetings - first Tuesday of each month at various shops or wood stores that support our club

Refreshments 6:30

Meeting 7:00 - 8:45 pm

You are invited to attend and become a part of the group. For more information contact any club officer.

Dues begin July 1st of each year:

\$25.00 full year

\$20.00 three quarters

\$15.00 half year

\$10.00 last quarter

Spouse \$10.00



Turners Challenge

Turners Challenge

Nov (for Dec meeting)

Christmas Ornament

Dec (for Jan meeting)

Dyes in Turning

Jan (for Feb meeting)

TBA



Training Meeting
3rd Thursday—7 pm
Woodcraft Supplies
9891 S. 500 W.

For Sale or Trade
Rough turned bowls, platters, etc. Call Kirk DeHeer

Check these websites out
<http://www.woodturnerscatalog.com>
<http://www.timberlinetools.com>
<http://www.macbeath.com>
<http://www.woodcraft.com>