

UTAH WOODCHIPS



Mike Mahoney demonstrated a great deep bowl at our January meeting held at MacBeath Hardwoods. He walked us through each step from mounting on a screw to turn the outside shape and then the spigot to for mounting on a chuck. Then he reversed the piece to grip it in the chuck and refine the outside shape, and proceeded to hollow the piece (see his drawing of his hollowing sequence).



Mike says: never scrape if you can **cut**. Cutting is superior to scraping – a finer skill – a finer product. The grind of the tool and the angle of presentation should help you accomplish this.

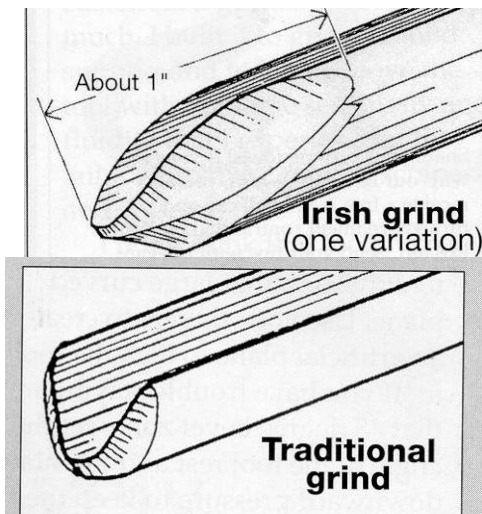


Do any beads or decorations to the outside before hollowing.

If you run into a place that does not want to cut cleanly, try lubricating that area with some oil or some of the finish that you intend to use on the finished piece.



The pictures I took of his tools did not come out very well. I found a page in the American Woodturner Winter 2003 pages 58 & 59 that gives some good information and drawings. Mike used a tool ground much like the picture below to make finish cuts most of the way down the inside wall of the piece. Then he used one of a more traditional grind to cut across the bottom.

Great Demo, Thanks Mike



Message from the President

January - 2004

- Now we are into the New Year with lots of optimism for what the future holds...unless you're a "Democrat"...
- Mike Mahoney did a superb demonstration at MacBeath's in January. Those that were not there, really missed an education. We are blessed to have such a large number of "skilled" turners in our group. Mike showed us how to cut, chuck, turn and re-turn bowls. He trained us on the various tools and techniques he uses to do his production turning for his business. It was great...and thanks again Mike...
- Our "third Thursday" training also at Woodcraft, was again well attended. Joe Wagner did a masterful job of showing us a plethora of different chucks he has acquired over the years to hold various sizes and shapes of wood. He also demonstrated the use of a jam chuck to hold a bowl while turning the bottom. It worked perfect the first time and was very impressive. Good job Joe...we glad to have you in our group...
- For February we are delighted to have Stuart Batty from England doing our demonstration at Craft Supplies in Provo. He is a World renowned turner and an excellent teacher. I highly recommend you make yourself available to see this. You will not be disappointed
- The Third Thursday training for February at Woodcraft will be on turning Hollow Forms and "cutting tricks" for Bowls. Again these are beginning techniques, so feel free to come and learn a tip or two...
- Here is the inaugural launch of our monthly "biography" and "photo shoot" of a members shop. Even though I did a bit of this a year ago...I will start this off with a little "pop" on me and my shop again. I look forward to getting to know each of you better by learning a bit about you are where you make your "wood chips"...


2003 Symposium CD-Rom

Other Symposium Compact Disks Available
1999, 2000, 2001, 2002

Unable to attend the Utah Woodturning Symposium at BYU? **Take heart!** The Club has produced a CD-Rom again this year that covers almost every aspect of the event. Video clips as well as photos of virtually every piece in the instant gallery. There is even freeware picture viewing software on the disk for you to use.

The CD is **compatible** with **PC** and **Mac**.
\$35.00 includes packaging and shipping.

If you would like to buy a CD at the club meeting you can take 10% off since we don't have to ship it (\$31.50). Call Bob Carter and let him know to bring one for you.



Utah Association of Woodturners

The Utah Association of Woodturners is the local chapter of the American Association of Woodturners.

The club was formed in 1988.

Meetings - first Tuesday of each month at various shops or wood stores who support the club.

Refreshments 6:30
Meeting 7:00pm

You are invited to attend and become a part of the group. For more information call any club officer.

Dues:
\$25.00 full year
\$20.00 three quarters
\$15.00 half year
\$10.00 last quarter
Spouse \$10.00

See us on the WEB at
<http://www.utahwoodturners.org>

Regular Monthly Meeting
Date Demonstrator Place

February 3, 2004
Stuart Batty

Craft Supplies USA,
1287 E. 1120 S. , Provo

March 2, 2004

Gerry Barfuss

Weber High School wood shop,
North Ogden

April 6, 2004

Mike Swenson

Timberline, 1402 W. Center,
Orem (West of I-15)

Utah Woodchips is the official newsletter of the Utah Association of Woodturners.

Starting 2003 to June 2005 Club Officers

- President Bob Carter
(801) 265-2615
blcarter @comcast.net
- Vice President Stuart Davey
(801) 785-7958
- Sec./Treasurer Dave Bouwhius
445 N. 725 W., Clearfield, UT
84015
(801) 773-3649
- Dick Stucki CD Rom Editor
(801) 485-3154
- Newsletter Blaine A. Gardner
801/ 295-3651
bgardner@xmission.com
- Webmaster Russell Bateman
- Hospitality Nona Criger
(801) 773-1413 &
North End Joyce Sheldon
(801) 825-5357
- Hospitality Salt Lake
- Hospitality Phil Taylor/
South End Kirk DeHeer
(801) 373-2524

Entire contents copyright 2003 by Utah Association of Woodturners.



Training Meeting

3rd Thursday

Place: Woodcraft
767 E. Fort Union (7200 S.)
7:00 – 8:30 pm

Feb. 19, 2004

Techniques for doing Hollow forms
and “cutting tricks” for Bowls

See us on the WEB at

<http://www.utahwoodturners.org>

The pictures are in
COLOR ON THE WEB

Turners Challenge for:

February – Spinning tops

March -



Utah Association of Woodturners
c/o 168 S. 800 E.
Bountiful, Utah 84010
<http://www.utahwoodturners.org>

