

# UTAH WOODCHIPS



## Message from the President February - 2008

To be honest, my demonstration didn't go as planned. It started out good and then I turned on the lathe and put gouge to wood only to discover that our lathe had no torque. I was unable to use the lathe as planned. Repairs are proceeding and it will be up to snuff for our next meeting at MacBeath. Jay Brown did a fine job putting the article together using the discussion that followed the lathe problems as well as the Thursday training.

Mike Mahoney will demonstrate for us at Timberline Tools on February 5th and at our third Thursday in February we will try to continue on the path Mike sets for us.

Jay Brown will demonstrate for us at the Turning Post on March 4th. Mark your calendar and we'll see you there.

We are planning to have a Saturday turn-a-thon/picnic in early summer and are looking at possibilities for a Saturday workshop as well. As soon as plans are solidified we will let you know.

Perhaps the biggest news is the Utah Woodturning Symposium. It will be changing this year from BYU in June to UVSC on May 22-24. This is an important change for those of us who begin scheduling for the next year as soon as the closing ceremony completes. The club will still be involved like in past years. I've recently talked to Mike Mahoney and he tells me the facilities are great and he will share more information at our next meeting.

Remember to do the turners' challenge each month. The challenges are a great way to practice what we learn in the demonstrations and hone our skills. The best few (judged by me) will receive a \$10.00 gift certificate from Craft Supplies, USA. Any current member can enter.

— Dave Best

Dear AAW Members,

Welcome to the New Year and best wishes from everyone at the AAW headquarters in St. Paul. We are enjoying a real Minnesota winter for a change, with plenty of snow and hundreds of skaters daily using the rink right outside our offices and gallery in historic Landmark Center.

2007 was a year of change for your association. I am honored the board selected me as AAW's first full-time executive director just over a year ago. After a year on the job I am more excited than ever about the association's continued growth and truly amazing record of accomplishment as well as by the potential to do even more to better serve our members in the future.

A few highlights of the past year:

- We welcome Tom Wirsing and Corey Anderson to the AAW board of directors and, at the same time, thank Tony Cortese and Sean Troy for their service to AAW during their tenure as board members.
- We have had several staff changes at AAW. Tib Shaw became the first full-time coordinator at the AAW Gallery of Wood Art in Landmark Center. Under Tib's leadership and creative initiatives we already are seeing increased visibility and attendance. Linda Ferber is the new AAW office manager. Linda brings years of administrative experience to her position and is a woodturner as well. She replaces Eunice Wynn who is retiring in March, 2008 after over fifteen years of service. We thank Eunice for her dedication and long service to AAW.
- The 2007 Portland, Oregon symposium was a great success, and we look forward to another well-attended symposium June 20-22, 2008 at Richmond, Virginia.
- AAW's membership base continues to grow. At the end of 2007 there were (con't. on page 2)

## Regular Monthly Meeting (first Tuesday)

Feb 5th - Timberline

1402 W. Center - Orem

Mar 4th - Turning Post Studio

312 East 2000 North - Ogden

Apr 1st -

To be announced



**NOW AVAILABLE:** The 2007 Utah Woodturners Symposium DVD or CD

**2006 Utah Woodturners Symposium CD is still available**

We also have CD's back to 1999

The CD is **compatible** with PC and Mac

Cost \$35.00 each and includes shipping

If you would like to buy a DVD or CD at the club meeting, they are available for \$30.00 by saving shipping costs

-----

[\(con't. from President's Message, page 1\)](#) over 13,000 active members and 277 local chapters. AAW has members on every continent except Antarctica, and we are working on that! Our heartfelt thanks to each of you for your interest and support.

- The new AAW Star Chapter program that recognizes local chapters which achieve 100% membership in AAW is off to an excellent start with seven chapters so recognized during the first year of this program. These Chapters are:

Central Florida Woodturners, Central Illinois Woodturners, Gold Country Turners (California), Northwest Michigan Woodturners  
Peace River Woodturners (Florida), San Diego Woodturners, Southern Oregon Woodturners

- Throughout 2007 the AAW board of directors engaged in a board development and strategic planning process designed to help focus time and effort on shared long-range strategic policy issues. The board approved a complete set of new board policies late in 2007. A new AAW strategic plan is nearing completion and should be ready for board review and adoption during the first quarter of 2008.

- During 2007 we acquired and installed new integrated membership database management software. This new software system already is making it easier for AAW members to renew or change their membership profile information, register for the annual symposium, order merchandise and cast ballots in the annual board election.

- Board, staff and professional members are working together to restructure the AAW Professional Outreach Program to better serve and recognize the needs of this group of AAW members.

These are just a few of the things AAW has been working on during the past year. As always, feel free to contact us via letter, email or telephone whenever you have questions or need information about the association or woodturning in general.

Thank you.

Lawrence Sommer; AAW Executive Director

### Dave Best - From Tree to Table


Dave Best was our illustrious demonstrator. His demo could be titled "From tree to table". Dave wanted to show how to turn a bowl, beginning with harvesting a blank from a felled tree. Dave described cutting the blank, coating it with green wood sealer and cutting it into a round on the bandsaw. Dave mounted a 13" round blank of paper birch on a screw chuck mounted in his large 5 1/2" Vicmark chuck. Dave passed around samples of wood such as Silver maple rippled poplar, honey locust. Dave began shaping using a large half inch bowl gouge to rough the blank with a Mahoney fingernail grind. Despite some lathe trouble, Dave cut the rough outside shape and cut a tenon to fit the large jaws in his 5 1/2" Vicmark Chuck. Dave cautioned that the tenon must be of sound wood and should be large enough to return the piece after drying. Dave recommended that we keep as much diameter as possible for the bowl, especially if you plan to sell it. Make sure that you plan the tenon to allow a foot that will ultimately allow the tenon to be cut away completely and compliment the curvature of the finished piece. You should plan to make the foot and still have room for a smooth contour. His plan was then to use a McNaughton tool to take out two or more cores. Dave counseled us to leave a wall thickness of about 10% of the diameter. For example, a bowl 10" in diameter would have a roughed out wall thickness if one inch for drying. The finished foot should be between 35% and 40% of the finished diameter. Dave seals his bowl blanks with green wood sealer. When ready to finish turn, Dave placed a now dried rough turned bowl on the face of his chuck and brought up the tailstock to the center. It should be noted that it is important to leave a center mark that can be used again when re-cutting the tenon to true. Dave uses an air powered die grinder at a reduced air pressure of about 60 psi. After turning the bowl, he put a texture band using the golden ratio (5/8ths below and 3/8th above) created with a Sorby texturing tool. His finish is similar to Sam Maloof's finish; 1 part odorless mineral sprits, 1 part boiled linseed oil, one part oil based urethane. If it won't dry add a small amount of japans dryer. You can also dip your bowls in Mahoney's walnut oil finish. Dave brought several finished bowls to show us. Since Dave could not finish due to technical problems with the lathe, he picked up right where he left off in the Thursday training session. Dave is an accomplished turner and we thank him for sharing his skills and insights with us. Great job Dave!



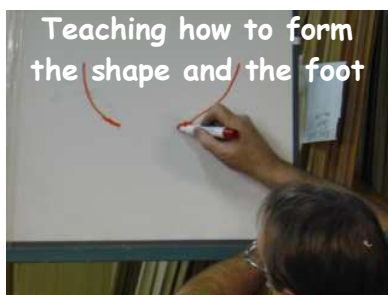
Great crowd at  
MacBeathes



Dave mounts his 5 1/2  
inch Vicmark chuck and  
inserts the screw center



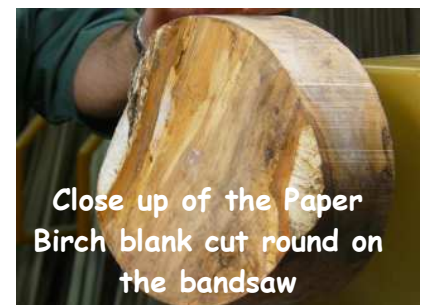
Dave's tools



Teaching how to form  
the shape and the foot



Blank mounted



Close up of the Paper  
Birch blank cut round on  
the bandsaw



Notice countersink for cutter



Cutting the interior



Profile view the outside

shape and the properly formed foot



The McNaughton system ready to take out the first of two inside bowls




A three bowl nested set

After using the McNaughton system



Removing bulk from the inside of the bowl at training



Working the side walls on the "top third"



Dave shows the proper stance in front of the

lathe, moving his body for smooth cuts



Removing the Final one third from the bottom



Just one of Dave's Beautiful finished bowls!

### Utah Woodchips

the official newsletter of the Utah Association of Woodturners

#### 2006 to 2009 Club Officers

President Dave Best  
801.298.2176  
639 East 1650 South,  
Bountiful, UT 84010  
davidbest2176@msn.com

Vice President Bob Carter  
801.879.6566  
5478 Brandonwood Dr.  
SLC, UT 84123  
blcarter@comcast.net

Sec/Treasurer John Kartchner  
801.710.3918

CD Rom Bob Carter  
801.879.6566  
blcarter@comcast.net

Editors Jay & Vernita Brown  
801.942.0197  
vermama@comcast.net

Publisher Dennis Brown  
801.891.4471  
denloclan@comcast.net

Webmaster Russell Bateman  
801.371.0431  
russ@windofkeltia.com

Hospitality North End - Larry Banz

Hospitality Salt Lake - Wayne Johns  
801.299.0737

Hospitality South End - Mike Przbyla  
801.518.6184

Entire contents copyright 2007 by Utah Association of Woodturners

Be sure to look at our club shirts, hats and videos on our Club Website:  
[utahwoodturners.org](http://utahwoodturners.org)

**Utah Association of Woodturners**  
**2276 E. Andermatt Circle**  
**Sandy UT 84093**  
**utahwoodturners.org**

**Utah Association of Woodturners**

The Utah Association of Woodturners was formed in 1988 and is a local chapter of the American Association of Woodturners

**Meetings** - first Tuesday of each month at various shops or wood stores that support our club

Refreshments 6:30

Meeting 7:00 - 8:45 pm

You are invited to attend and become a part of the group. For more information contact any club officer.

Dues begin July 1<sup>st</sup> of each year:

\$25.00 full year

\$20.00 three quarters

\$15.00 half year

\$10.00 last quarter

Spouse \$10.00

**Training Meeting**  
**3<sup>rd</sup> Thursday—7 pm**  
 Woodcraft Supplies  
 9891 S. 500 W.



At the Training Meeting



Turner's challenge this month

**For Sale or Trade**

Rough turned bowls, platters, etc. Call Kirk DeHeer 801-735-7858

Delta scroll Saw. Call Jay at 801-598-0780

**Turners Challenge**

**Jan (for Feb meeting)**

Donut or other lidded box

**Feb (for Mar meeting)**

Free for All

**Mar (for Apr meeting)**

Peppermill

**Check these websites out**

<http://www.woodturnerscatalog.com>

<http://www.timberlinetools.com>

<http://www.macbeath.com>

<http://www.woodcraft.com>