

UTAH WOODCHIPS



The December 2, 2003 meeting was our annual Christmas pot-luck party. There were many delicious offerings to choose from.

The annual turned item gift exchange showed us many great things. Congratulations to the turners and the recipients.

Bob had asked me to do a demonstration at this meeting. I had never demonstrated before so I picked some thing I thought I could do and that I had not seen at any of our meetings.


The double axis ladle is my adaptation from the triple axis ladle by Soren Burger at the 2002 symposium. Then I used a “cup chuck” seen on the web site of Peninsula Woodturners Guild, Victoria Australia

At: <http://home.vicnet.net.au/~pwguild/>

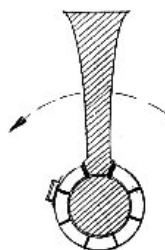
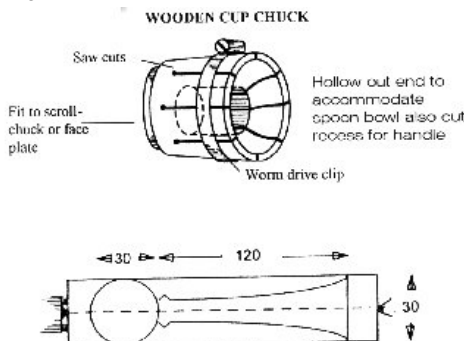
In the PROJECTS section, SPOONS and LADLES button (by George Awburn). A benefit of this chuck with a clamp is that it allows some variation in the size of the ball and still gives a tight fit.



I felt sure that with other events of the evening, time for the demonstration would be limited so I prepared blanks showing several stages of the project and mounted one to hollow out the bowl of the ladle. I went quite nicely until I had a catch and the handle flew off. Well, I showed what to do and what not to do. I hope it was entertaining.



Blaine



Message from the President

January - 2004

The Christmas Gifts turned out great. I made a few "ornaments" and a lot of "Turned Boxes". They were about 2 ½ x 3 ½ with different shapes and designs top and bottom. These are quite enjoyable to make and take me about 30 to 45 minutes each. I may "bore" you again by doing a demonstration on my technique sometime this summer. To provide a little change of pace, I am putting "threaded" lids on some

We had a terrific Christmas party at Woodcraft Supplies this past month. For those of you who missed it...the food great and we all have a lot of fun. Thanks to all who brought "goodies" and "hand made" items. Our gift exchange was very successful with numerous participants this year. We had a surprising amount of very well made Christmas Ornaments, which I'm sure was, in no small amount, due to the fine job Dale Nish did in his November demo. Blaine Gardner also did a super job of discussing and showing how to make (and not make) a "ladle". He also did a masterful job of explaining various "chucks" to be used in their making

Our "third Thursday" training also at Woodcraft, was very well attended. We spent about thirty minutes discussing preserving and storing "initial" turned wood including various techniques utilized by different people. The balance of the meeting was another "hands-on" session on sharpening the basic tools. Most people came to learn how to get a better "edge" and some showed up just to get "their" tools sharpened for "free"...which we were very glad to do

On January 15th, Joe Wagner will be doing our "training"...again at Woodcraft. He will be teaching about different kinds of "jam" chucks and how to use them. I highly recommend you attend this, as you no doubt will learn some methods you make not know about or if you do, you may not feel secure with them. Joe is a profession turner and we are glad to have him share his knowledge with us

Starting with the next UAW Newsletter, we are going to start doing a "member Profile of the Month". Hopefully this will help us all get to know each other better. We will be doing a short "bio" and take some photos of "them" and their "shop" (regardless of what they call a shop). We will make this into a "color centerfold" in each issue and will also publish this on the web-site with additional photos. We look forward to doing this and appreciate all your support in this effort

Reminder --- We have changed the January 6th Demo from Orem to MacBeath's Hardwood (1576 S 300 W) in Salt Lake. Mike Mahoney will be our guest turner this month. He has turned all over the World and is very successful in his business. Don't miss this fabulous opportunity to learn from one of the best in the business. See you there

TIP of the Month...

For those of you who are "slow learners"...like me. I recently found out how to "sand" the inside of a "captive ring". You "tape" or "glue" your sandpaper around the rough turned spindle, turn on the lathe and simply hold the "ring" and sand away...

You wouldn't even believe "what" I was trying to do before...with no success at all !!
Bob Carter

2003 Symposium CD-Rom

Other Symposium Compact Disks Available
1999, 2000, 2001, 2002

Unable to attend the Utah Woodturning Symposium at BYU? **Take heart!** The Club has produced a CD-Rom again this year that covers almost every aspect of the event. Video clips as well as photos of virtually every piece in the instant gallery. There is even freeware picture viewing software on the disk for you to use.

The CD is **compatible** with **PC** and **Mac**.
\$35.00 includes packaging and shipping.

If you would like to buy a CD at the club meeting you can take 10% off since we don't have to ship it (\$31.50). Call Bob Carter and let him know to bring one for you.

Note the article about the CD in the AAW magazine.



Utah Association of Woodturners

The Utah Association of Woodturners is the local chapter of the American Association of Woodturners.

The club was formed in 1988.

Meetings - first Tuesday of each month at various shops or wood stores who support the club.

Refreshments 6:30
Meeting 7:00pm

You are invited to attend and become a part of the group. For more information call any club officer.

Dues:

- \$25.00 full year
- \$20.00 three quarters
- \$15.00 half year
- \$10.00 last quarter
- Spouse \$10.00



See us on the WEB at <http://www.utahwoodturners.org>

Regular Monthly Meeting
Date Demonstrator Place

January 6, 2004

Mike Mahoney
MacBeath Hardwood,
1576 S. 300 W., SLC

February 3, 2004

Stuart Batty
Craft Supplies USA,
1287 E. 1120 S. , Provo

March 2, 2004

Gerry Barfuss
Weber High School wood shop,
North Ogden

April 6, 2004

Mike Swenson
Timberline, 1402 W. Center,
Orem (West of I-15)

Utah Woodchips is the official newsletter of the Utah Association of Woodturners.

Starting 2003 to June 2005 Club Officers

- President Bob Carter
(801) 265-2615
blcarter @comcast.net
- Vice President Stuart Davey
(801) 785-7958
- Sec./Treasurer Dave Bouwhius
445 N. 725 W., Clearfield, UT
84015
(801) 773-3649
- Dick Stucki CD Rom Editor
(801) 485-3154
- Newsletter Blaine A. Gardner
801/ 295-3651
bgardner@xmission.com
- Webmaster Russell Bateman
- Hospitality Nona Criger
(801) 773-1413 &
- North End Joyce Sheldon
(801) 825-5357
- Hospitality Salt Lake
- Hospitality South End Phil Taylor/
Kirk DeHeer
(801) 373-2524

Entire contents copyright 2003 by Utah Association of Woodturners.

Training Meeting

3rd Thursday

Place: Woodcraft
767 E. Fort Union (7200 S.)
7:00 – 8:30 pm

January 15th,

Joe Wagner will be teaching about different kinds of “jam” chucks

Feb. 19, 2004

Techniques for doing Hollow forms and Bowls

Turners Challenge for:

- January - Set of Matching Plates or Saucers
- February – Spinning tops
- March -



Utah Association of Woodturners
c/o 168 S. 800 E.
Bountiful, Utah 84010

