



See us on the WEB at

www.utahwoodturners.org

Message from the President
November - 2004

- If you were not a Timberline for our October meeting...you miss a great one. Dave Anthony did a superb job of showing us how to turn a platter then slice it into numerous pieces and re-arrange them into very interesting and challenging displays. This was a very different way to display some of your turnings...especially if you had an "accident"...
- The November meeting will be at Craft Supplies in Provo. We are privileged to have Kip Christensen be our guest turners. You will not want to miss this one. Kip has been turning for years and is well known for his excellent work and ability to teach his techniques.
- The Third Thursday meeting was held at Woodcraft (for a change)...and we were delighted to have Blaine Gardner show us how to make a "hand butter press". I had never seen one of these before and Blaine made it look simple to do. It turned out to be very nice looking and something to consider for a Christmas present.
- The Third Thursday meeting for November will be a beginning demonstration on using the roughing gouge, spindle gouge and bowl gouge. If you are a little weak in these areas...you may want to attend. It will be held at Woodcraft (as always...)
- Don't forget our Club Christmas party will be December 7th...also at Woodcraft. You will want to make a small exchange gift to be swapped and drawn for. This is your "heads-up"...so get going on this.
- Again don't forget the best judged (by me) Turners Challenge will get a \$15 gift certificate from Craft Supplies. Show us your "stuff"...

Regular Monthly Meeting

Date Demonstrator @Place

November 2

**Kip Christensen, @ Craft Supplies,
1287 E. 1120 S., Provo**

December 7

**Joe Wagner - Christmas Party
@ Woodcraft, Murray**

2003 Symposium CD-Rom

Other Symposium Compact Disks Available
1999, 2000, 2001, 2002, 2003 2004

Unable to attend the Utah Woodturning Symposium at BYU? **Take heart!** The Club has produced a CD-Rom again this year that covers almost every aspect of the event. Video clips as well as photos of virtually every piece in the instant gallery. There is even freeware picture viewing software on the disk for you to use.

The CD is **compatible** with **PC** and **Mac**.
\$35.00 includes packaging and shipping.

If you would like to buy a CD at the club meeting you can take 10% off since we don't have to ship it (\$31.50). Call Bob Carter and let him know to bring one for you.

Dave Anthony gave us all some new ideas on an old theme. He got his ideas from Vick Wood and Duane Gemelke.

First, he prepared a 14” platter blank from two pieces of 7” Butternut. He has also used walnut, maple and Oak This was glued to a waste block with a paper washer so it could be taken off later.

The pattern of grooves, coves and beads are up to you. You can use a pencil to lay out and even pattern, or just create as you go. He finishes off the edge and the back, then takes the finished platter off the lathe.

Now comes the fun part. Using a jig to cut the platter into tapered strips, he can rearrange them into other patterns as shown on the next page.



Dave and his “helper” get his demo ready



Starting to set out the surface design



A special jig for cutting platter pieces

These are then glued into the new form. Make sure you number the pieces so you can put them together in the order you have chosen.



Expanding the pattern across the face



The “almost” finished platter



Utah Woodchips
is the official newsletter of the
Utah Association of Woodturners.

**Starting 2003 to June 2005 Club
Officers**

President Bob Carter
(801) 265-2615
blcarter @comcast.net

Vice President Stuart Davey
(801) 785-7958

Sec./Treasurer Dave Bouwhuis
445 N. 725 W., (801) 773-3649
Clearfield, UT 84015

Dick Stucki: CD Rom Editor
(801) 485-3154

Newsletter: Dennis Brown
(801) 942-2815
denlo@comcast.net



Webmaster Russell Bateman

Hospitality North End
Nona Criger
(801) 773-1413 &
Joyce Sheldon
(801) 825-5357


Hospitality Salt Lake
Michael Przybyla

Hospitality South End
Phil Taylor/
Kirk DeHeer
(801) 373-2524

Entire contents copyright 2004 by
Utah Association of Woodturners.



Utah Association of Woodturners
 2276 E. Andermatt Circle
 Sandy, UT 84093
<http://www.utahwoodturners.org>



Utah Association of Woodturners

The Utah Association of Woodturners is the local chapter of the American Association of Woodturners.

The club was formed in 1988.

Meetings - first Tuesday of each month at various shops or wood stores who support the club.

Refreshments 6:30

Meeting 7:00pm

You are invited to attend and become a part of the group. For more information call any club officer.

Dues begin July 1st

\$25.00 full year

\$20.00 three quarters

\$15.00 half year

\$10.00 last quarter

Spouse \$10.00

**Training Meeting
 3rd Thursday**

@ Woodcraft
 767 E. Fort Union (7200 S.)

7:00 – 8:30 pm

Turners Challenge

Nov (for the Dec meeting)
 Bird house

Dec (for the Jan meeting)
 Goblet

Jan (for the Feb meeting)
 Cat-tails in a vase



Some examples of the Woodturners Challenge

