

UTAH WOODCHIPS



Message from the President

October - 2005

- Our most fun event of the year was at Tremonton, actually a small town called Bothwell. We had about 20 turners participate and we turned, ate, taught, laughed and had a ball. All I can say is "it was outstanding". Pictures to follow... Thanks to Daryl and Kathleen Robbins for making it happen. We're going to have to do something like this more often
- Dave Bouwhuis was our guest demonstrator in September. He showed us how to turn small lidded boxes with a finial on top. He is a master of these small items and it was informative and enjoyable by everyone in attendance. Thanks again David
- Our Third Thursday went equally well. We had a class on turning hollow forms and bowls. There was a good discussion about proper methods of determining and cutting grain direction. We also discussed sharpening the bowl gouges. This was a hands on demo and profitable for all who participated
- Stuart Davey, our club vice-president, will be doing the Third Thursday training at Woodcraft this month. Stuart specializes in miniature turning and techniques. You won't want to miss this
- The October meeting will be another "one-to-not-miss". Rex Burningham, one of our local professionals, will be our guest turner. He has many years of experience and excels in bowls, platters with inlays and is a much sought after teacher. Bring a note book and get there early for a good seat
- Be sure and check out our Club Video Library. It is now posted on the website. Please look it over for terrific training videos you can check out for a month
- We still have a number of T-shirts and Hats with our Club Logo on them in various sizes and colors. They will be selling for \$8.00 each. Contact Bob Carter to obtain some or order/pick them up at the next club meeting. We now have the selections posted on the Website
- Remember to do the Turners Challenge each month. The best one (judged by me) will receive a \$15.00 gift certificate from Craft Supplies USA. Any current member can enter

Regular Monthly Meeting

(first Tuesday)

Oct 4th Rex Burningham

Timberline

1402 W. Center - Orem

Nov 1st Guest Turner

Clead Christiansen's Shop

310 E. 200 N. - N. Ogden

(See directions on back page)

Dec 6th Dave Best

Christmas Party

Woodcraft - New Location

Jan 3rd Open

Timberline - Orem



2005 Utah Woodturners Symposium CD is now available

We also have CD's back to 1999

The CD is **compatible** with PC and Mac

Cost \$35.00 each and includes shipping

If you would like to buy a CD at the club meeting, they are available for \$30.00 by saving shipping costs

Note: 2006 Symposium Jun 15 - 17

Dave Bouwhuis Small Lidded Boxes

Dave has been turning seriously for a many years. He is also our club treasurer and along with his wife Phyllis, keep up in the "black" financially.

He specializes in "small lidded boxes" of which he has turned many hundreds. We were excited to have Dave do our demo for us.

He started with a small block of wood turned round with "dove tails" on the ends and then parted at about two thirds height. He then mounts the top piece and turns and finishes it's base. Then he mounts the bottom and hollows the center to the depth and thickness desired. Now, he makes a hole the same size at the "base" of the top. He ensures this is a tight fit as it will be needed to fit the top for later. He then sands and finishes the base which will be parted at a later time.

The top is then set into the base and stabilized with the tail stock. He uses a spindle gouge to ensure the top and the base have the same continuous profile. Then he proceeds to start cutting the "finial" in the top. This is then sanded and finished.

He uses home-made nylon "jaws" to hold the base for clean-up and finish.

Great job Dave and this was excellent.

Club T-Shirts and Hats

All shirts and hats are **\$8.00** a piece. Please contact one of the club officers or buy them when available a meeting.

T-Shirts

Colors: Tan, Maroon, Grey and Blue

Sizes: Large, XL (we have a few 4XL in Grey)

Hats

Colors: Tan, Maroon, Black and Light Blue







Dave starting to turn the box



Showing the hollowing process



Finished "base" of the lid



Matching the fit



Joining the fit of the lid to the base




Turning the finial



Doing the detail on the finial



Completed finial



Nylon jaws holding the base to finish the bottom



Great job Dave

Utah Woodchips

the official newsletter of the Utah Association of Woodturners

2003 to 2006 Club Officers

- President Bob Carter
801.265.2615
blcarter@comcast.net
 - Vice President Stuart Davey
801 785-7958
sdavey_ut@comcast.net
 - Sec/Treasurer Dave Bouwhuis
445 N. 725 W.
Clearfield UT 84015
801 773.3649
 - CD Rom/Editor: Bob Carter
see above
 - Publisher: Dennis Brown
801 942.2815
denloclan@comcast.net
 - Webmaster Russell Bateman
801 371.0431
russ@windofkeltia.com
 - Hospitality North End
Nona Criger 801 773.1413
Joyce Sheldon 801 825.5357
 - Hospitality Salt Lake
Michael Przybyla 801 571.7308
 - Hospitality South End
Phil Taylor 801 374.2524
Kirk DeHeer 801 373.4324
- Entire contents copyright 2005 by Utah Association of Woodturners*

Pictures of the August turning event at Bothwell will be posted on the Club Web site. Be sure to check it out

Utah Association of Woodturners
2276 E. Andermatt Circle
Sandy UT 84093
<http://www.utahwoodturners.org>

Utah Association of Woodturners

The Utah Association of Woodturners was formed in 1988 and is a local chapter of the American Association of Woodturners.

Meetings - first Tuesday of each month at various shops or wood stores that support the club.

Refreshments 6:30
Meeting 7:00 - 8:45 pm

You are invited to attend and become a part of the group. For more information call any club officer.

Dues begin July 1st of each year:

- \$25.00 full year
- \$20.00 three quarters
- \$15.00 half year
- \$10.00 last quarter
- Spouse \$10.00

Training Meeting
3rd Thursday
 Woodcraft Supplies
 767 E. Fort Union (7200 S.)
 Midvale
 7:00 - 8:45 pm

Turners Challenge

Sep (for Oct meeting)

12 inch Baseball Bat

Oct (for Nov meeting)

Platter with Inlay

Nov (for Dec meeting)

Small Hollow Form

Dec (for Jan meeting)

Candle holders

Clead Christiansen Shop Directions

Take Exit 352 off I-15 in N. Ogden

Turn right head East to Washington Blvd.

Turn right head South

Second light is 2000 North

Turn right go West 3/4 of a block

