

UTAH WOODCHIPS



Message from the President September - 2008

The first matter of business is to thank Joe Wagner for a great demonstration at Timberline on August 5th. He showed a couple of baby rattle designs, demonstrated how to turn them without opening them up and of course demonstrated the jig used to make the hollow for rattle media. There is more about his demo inside.

For the next couple of training meetings at Woodcraft lets try to knock down some of the problems that affect your turning. Let us know your trouble either at the meeting or before and we will try to address it.

Our September 2nd meeting will be held at MacBeath Hardwood where Chris Pytlik will demonstrate and then it is back to Timberline in October. Hope you can make it!

There is a lot of discussion these days about being "green". Lessen our carbon footprint and so on. Woodturners have always been about this, keeping domestic timber out of landfills, using small kiln-dried scraps to make useful and beautiful craft pieces. The Utah Association of Woodturners will be making a green change as well. The newsletter will be going electronic and it is anticipated that the October newsletter will be the last printed issue. The electronic copy is always available on the club website but it will soon be emailed to you as well. There has been an effort underway with this year's dues collection to obtain your email address. We will try to assemble a list of missing addresses and try to collect them at the upcoming meetings so help us where you can. Undoubtedly there will be some question as to why the change aside from the obvious paper savings. One answer is cost. The money that is currently being spent on the newsletter could be put to better use. Perhaps a larger monitor or sound system. There are always activities that could make use of these funds with more being spent on woodturning education. This change also eliminates our fixed format and allows for expansion where we can incorporate new ideas. We hope this change will increase the value your membership provides as we move forward with new opportunities.

The Rocky Mountain Woodturning Symposium is coming up on September 13 and 14 in Loveland, Colorado and there is a discount for registering before September. More information is available on their website at www.rmwoodturningsymposium.com.

Remember to do the turners' challenge each month. Not only are the challenges a great way to practice what we learn in the demonstrations and hone our skills, they are a great way for me to see how you are doing on your turning as I am ever looking for new people to demonstrate. ;-) The best few (judged by me) will receive a \$10.00 gift certificate from Craft Supplies, USA. Any current member can enter.

—Dave Best

AAW Appoints Editor for 25th Anniversary Book

Richmond, VA – The Board of Directors of the American Association of Woodturners has appointed John Kelsey, of Lancaster, PA, to be editor and project manager for its 25th anniversary book.

The 25th anniversary book, which will be available in time for the AAW's 2011 conference in St. Paul, MN, will record the organization's history and recount the role of its members in the evolution of woodturning as an art form. According to its mission statement, the 256-page book will also examine the growth of turning as an amateur activity, and the place of woodturning in the context of American and international craft and culture.

The 25th anniversary book will emphasize personal stories by diverse voices, and will be illustrated throughout with photographs of work, AAW members, and AAW events. It will be a beautifully produced and manufactured volume.

Kelsey, 62 and an amateur woodturner himself, is a professional journalist and editor with a long resume in the woodworking and woodturning fields. During the early 1970s, Kelsey participated in several of the early woodturning symposia that were organized by Albert LeCoff and Palmer Sharpless and that led to the formation of the AAW in 1983.

From 1976 until 1984, Kelsey was editor of Fine Woodworking magazine, at the time the only journal covering the woodturning field. In its pages he first introduced Bob Stocksdales, Peter Child, Richard Raffan, Mark and Melvin Lindquist, Stephen Hogbin, and David Ellsworth to the woodworking world. Since then he has been publisher at Cambium Press, and a freelance manager of many publishing projects.

"I'm delighted to accept this assignment," Kelsey told the board during its Richmond meeting in February 2008. "It's a chance to come full circle about events and people who have been very important to me personally as well as to the AAW and its members. Plus it's going to be a lot of fun."

Regular Monthly Meeting (first Tuesday)

Sept 2nd - Macbeath Hardwood

1576 S 300 W - SLC

Oct 7th - Timberline

1402 W. Center - Orem

Nov 4th Macbeath Hardwood

1576 S 300 W - SLC



Joe Wagner demonstrates for us

NOW AVAILABLE: The 2008 Utah Woodturners Symposium DVD

2007 Utah Woodturners Symposium DVD or CD is still available

We also have CD's back to 1999

The CD is **compatible** with PC and Mac

Cost \$35.00 each and includes shipping

If you would like to buy a DVD or CD at the club meeting, they are available for \$30.00 by saving shipping costs

Cont. from page 1 Since the February meeting, Kelsey has appointed Maura Zimmer of Providence, RI, as art director for the project. Zimmer and Kelsey had previously worked together on the Furniture Studio series of book published by The Furniture Society. Kelsey and Jean LeGwin, AAW board member and chairman of its publications committee, are organizing an editorial advisory board to help guide the project. They also have been working with long-time AAW member Steve Loar on the outline for the 25th anniversary volume. During the summer of 2008, Kelsey will begin to commission and gather material for the 256-page anniversary volume. This work will continue through 2008 and most of 2009, with page layout scheduled to begin in early 2010. The 25th anniversary volume will be offered to AAW members at a special pre-publication price, and it will be distributed to book stores through Fox Chapel Publishing of East Petersburg, PA. AAW Members Invited to Join 25th Anniversary Project The editors of the AAW 25th anniversary book invite AAW members to submit short essays about their introduction to the woodturning field and the AAW as an organization. "We're going to go after writing from the well-known members, but we're also looking for writings from those who might not be so well known," the volume's editor, John Kelsey, explained. "We want to be sure ordinary members have a way to tell their stories in the anniversary volume." The AAW Board of Directors has appointed Kelsey, of Lancaster PA, as editor and manager for the 25th anniversary project. He'll be working through 2008 and 2009 to gather material for the 256-page book. "We'd like to hear from as many members as we can," Kelsey said. "We'd like members to write about how they came to the field of woodturning, and what it has meant in their lives." The editorial team also invites members to submit photographs they have taken at AAW events. It's important that these photographs be dated, and they should be accompanied by as much information as possible about the turners and turnings that appear in them. AAW members who would like to participate in the project are invited to get directly in touch with the editorial team: email editorkelsey@gmail.com. Jean LeGwin - AAW Board of Directors

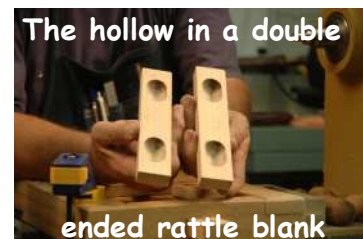
Joe Wagner – Baby Rattles

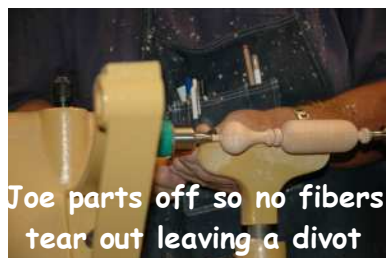

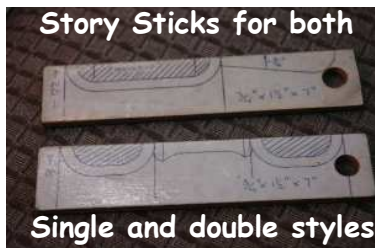
Joe showed us how to make his hollowed out, glued up baby rattles. He has perfected this design which was originally in a 1987 American Woodworker magazine. He starts with two blanks 7" long, 1 1/2" wide out of 3/4 inch stock. It takes two of these blanks to make one baby rattle. Joe makes two styles of these baby rattles, one which is a handle on a longer rattle. The other is a rattle with a handle in the middle of the two ball-ends.

For the first style Joe creates the hollow with a plunge router using a core-box bit. He has designed a jig; (see pictures) that allow him to quickly make the hollowing cuts perfect every time. Joe sets up the router and then makes the cuts by hand, slowly going deeper with each pass. The hollowed out portion is three inches long and 1/2 inch deep creating a hot-dog shape one-inch diameter recess when the two halves are glued together.

Joe fills the recess with 20 pinto beans and then glues the halves together with Tite Bond II. He has tried lots of other items for fill and likes pinto beans the best. Make sure to mark your blank as to which end has the beans or when you shape the handle you have a chance of cutting into the recess if you pick the wrong end. Your rattles need to be large enough to pass the "choke-gauge" test. Basically if it fits inside a toilet paper tube, it is too small of a diameter. Once the glue is cured Joe mounts the rattle blank between centers and uses a one-half inch roughing gouge to bring the rattle in to round. Using a caliper, he makes a parting cut to 3/4 inch diameter. Joe went back to a roughing gouge to get near the correct size and then used a skew to true the cylinder up. Joe has a story stick that gives him all the dimensions for the rattle. From the story stick he then makes two marks that he uses as guides where the rattle portion will be rounded off. Using a spindle gouge, or a skew he begins to round over the ends and cuts some decorative beads. For beading, he seems to prefer a spindle master. Once the bean pocket is done, it is time to design the handle. Make sure to take into account the child safety factor. Never make them spindly, or they could break and be of danger to the child. Joe shapes the handle and then sands through 240. He then burned a black line between the beads with a 16/1000 wire. Joe uses the Craft Supplies model built by Kip Christiansen's family. He then sands up through 320, wets the piece with water to wet the grain and then sands again after it dries. He finishes with Mahoney's oil and parts it off. When Joe is doing this in his shop it takes him 10-15 minutes of lathe time. You will see in the pictures the demonstration of the other rattle. Great job Joe!

...Article by Jay Brown





Utah Woodchips

the official newsletter of the
Utah Association of Woodturners

2006 to 2009 Club Officers

President Dave Best
801.298.2176
639 East 1650 South,
Bountiful, UT 84010
davidbest2176@msn.com

Vice President Jay Brown
801.598.0780
7121 Cherry Tree Lane
Salt Lake City, UT 84121
vermama@comcast.net

Sec/Treasurer John Kartchner
801.710.3918
4277 Blue Jay Circle
Morgan, UT 84050-9757

CD Rom Bob Carter
801.879.6566
blcarter@comcast.net

Editors Jay & Vernita Brown
801.942.0197
vermama@comcast.net

Publisher Dennis Brown
801.891.4471
denloclan@comcast.net

Webmaster Russell Bateman
801.371.0431
russ@windofkeltia.com

Hospitality North End - Larry Banz
Hospitality Salt Lake - Wayne Johns
801.299.0737

Hospitality South End - Mike Przbyla
801.518.6184

Entire contents copyright 2008 by
Utah Association of Woodturners

Be sure to look at our club shirts, hats
and videos on our Club Website:
utahwoodturners.org

Utah Association of Woodturners
2276 E. Andermatt Circle
Sandy UT 84093
utahwoodturners.org

Utah Association of Woodturners

The Utah Association of Woodturners was formed in 1988 and is a local chapter of the American Association of Woodturners

Meetings - first Tuesday of each month at various shops or wood stores that support our club

Refreshments 6:30

Meeting 7:00 - 8:45 pm

You are invited to attend and become a part of the group. For more information contact any club officer.

Dues begin July 1st of each year:

\$25.00 full year

\$20.00 three quarters

\$15.00 half year

\$10.00 last quarter

Spouse \$10.00

Training Meeting
3rd Thursday—7 pm
 Woodcraft Supplies
 9891 S. 500 W.



Turners Challenge
Aug (for Sept meeting)
 Clock
Sept (for Oct meeting)
 Lidded Vessel
Oct (for Nov meeting)
 Segmented

We certainly did a better job for the turner's challenge last month with the Spectacular Spindles. We had lots of fine examples for Dave to choose the winner from. Great Job and Keep Turning!

If you haven't yet paid your 2008-2009 membership fee, it was due by July 1. Please press hard as you fill out the form completely because the bottom sheet is your receipt. If you have already paid for the coming year, use the form to recruit a friend.

For Sale or Trade Rough turned bowls, platters, etc. Call Kirk DeHeer 801-735-7858

Check these websites out
<http://www.woodturnerscatalog.com>
<http://www.timberlinetools.com>
<http://www.macbeath.com>
<http://www.woodcraft.com>